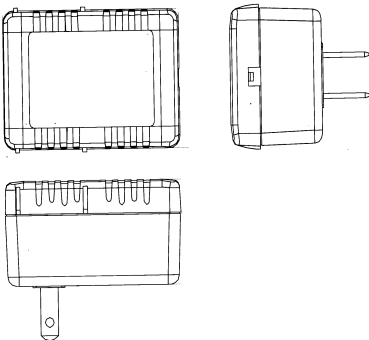


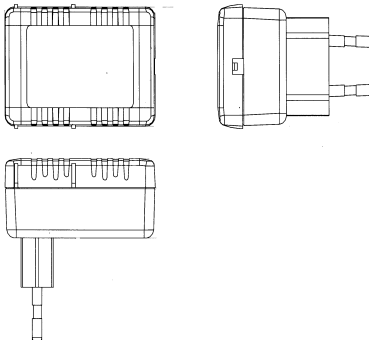
NEW!!

3-5W	EPA-031 / 051WU-XX	MODEL	OUTPUT		SAFETY
		EPA-031WU-03	3V	1A	CB. UL
		EPA-031WU-05	5V	0.6A	CB. UL
		EPA-031WU-06	6V	0.5A	CB. UL
		EPA-031WU-07	7V	0.42A	CB. UL
		EPA-031WU-09	9V	0.33A	CB. UL
		EPA-031WU-12	12V	0.25A	CB. UL
		EPA-031WU-15	15V	0.2A	CB. UL
		EPA-051WU-03	3V	1.66A	CB. UL
		EPA-051WU-05	5V	1A	CB. UL
		EPA-051WU-06	6V	0.85A	CB. UL
		EPA-051WU-07	7V	0.72A	CB. UL
		EPA-051WU-09	9V	0.55A	CB. UL
		EPA-051WU-12	12V	0.42A	CB. UL
		EPA-051WU-15	15V	0.33A	CB. UL
	Input Voltage: 100-240V		EPA-051WU-12	12V	0.42A
Case Size: 63.5mmx43.6mmx33mm		EPA-051WU-15	15V	0.33A	CB. UL

3W options

5W options

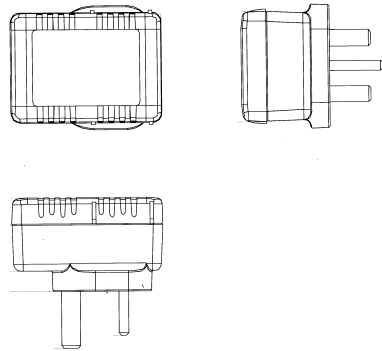
NEW!!

3-5W	EPA-031 / 051WT-XX	MODEL	OUTPUT		SAFETY
		EPA-031WT-03	3V	1A	CB. UL
		EPA-031WT-05	5V	0.6A	CB. UL
		EPA-031WT-06	6V	0.5A	CB. UL
		EPA-031WT-07	7V	0.42A	CB. UL
		EPA-031WT-09	9V	0.33A	CB. UL
		EPA-031WT-12	12V	0.25A	CB. UL
		EPA-031WT-15	15V	0.2A	CB. UL
		EPA-051WT-03	3V	1.66A	CB. UL
		EPA-051WT-05	5V	1A	CB. UL
		EPA-051WT-06	6V	0.85A	CB. UL
		EPA-051WT-07	7V	0.72A	CB. UL
		EPA-051WT-09	9V	0.55A	CB. UL
		EPA-051WT-12	12V	0.42A	CB. UL
		EPA-051WT-15	15V	0.33A	CB. UL

3W options

5W options

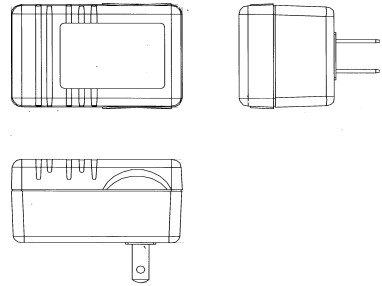
NEW!!

3-5W	EPA-031 / 051WE-XX	MODEL	OUTPUT		SAFETY
		EPA-031WE-03	3V	1A	CB. UL
		EPA-031WE-05	5V	0.6A	CB. UL
		EPA-031WE-06	6V	0.5A	CB. UL
		EPA-031WE-07	7V	0.42A	CB. UL
		EPA-031WE-09	9V	0.33A	CB. UL
		EPA-031WE-12	12V	0.25A	CB. UL
		EPA-031WE-15	15V	0.2A	CB. UL
		EPA-051WE-03	3V	1.66A	CB. UL
		EPA-051WE-05	5V	1A	CB. UL
		EPA-051WE-06	6V	0.85A	CB. UL
		EPA-051WE-07	7V	0.72A	CB. UL
		EPA-051WE-09	9V	0.55A	CB. UL
	Input Voltage: 100-240V	EPA-051WE-12	12V	0.42A	CB. UL
	Case Size: 63.5mmx43.6mmx29mm	EPA-051WE-15	15V	0.33A	CB. UL

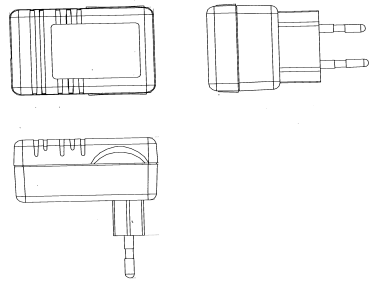
3W options

5W options

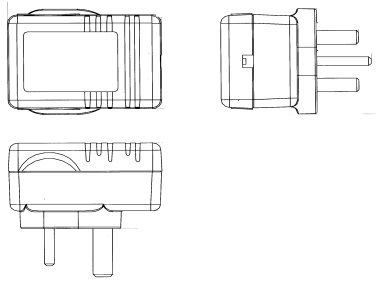
NEW!!


10W	EPAS-101WU-XX	MODEL	OUTPUT		SAFETY
		EPAS-101WU-03	3.3V	2A	UL. CUL. T-MARK
		EPAS-101WU-05	5V	2A	UL. CUL. T-MARK
		EPAS-101WU-06	6V	2A	UL. CUL. T-MARK
		EPAS-101WU-9	9V	1.33A	UL. CUL. T-MARK
		EPAS-101WU-12	12V	1A	UL. CUL. T-MARK
		EPAS-101WU-15	15V	0.8A	UL. CUL. T-MARK
		EPAS-101WU-16	16V	0.75A	UL. CUL
		EPAS-101WU-18	18V	0.66A	UL. CUL
	Input Voltage: 100-240V	EPAS-101WU-20	20V	0.6A	UL. CUL
	Case Size: 63.5mmx43.6mmx35.5mm	EPAS-101WU-24	24V	0.5A	UL. CUL


NEW!!


10W	EPAS-101WT-XX	MODEL	OUTPUT		SAFETY
		EPAS-101WT-03	3.3V	2A	CB. GS. CE
		EPAS-101WT-05	5V	2A	CB. GS. CE
		EPAS-101WT-06	6V	2A	CB. GS. CE
		EPAS-101WT-9	9V	1.33A	CB. GS. CE
		EPAS-101WT-12	12V	1A	CB. GS. CE
		EPAS-101WT-15	15V	0.8A	CB. GS. CE
		EPAS-101WT-16	16V	0.75A	CB. GS. CE
		EPAS-101WT-18	18V	0.66A	CB. GS. CE
	Input Voltage: 100-240V	EPAS-101WT-20	20V	0.6A	CB. GS. CE
	Case Size: 63.5mmx43.6mmx31.5mm	EPAS-101WT-24	24V	0.5A	CB. GS. CE


NEW!!


10W	EPAS-101WE-XX	MODEL	OUTPUT		SAFETY
		EPAS-101WE-03	3.3V	2A	CB. GS. CE
		EPAS-101WE-05	5V	2A	CB. GS. CE
		EPAS-101WE-06	6V	2A	CB. GS. CE
		EPAS-101WE-9	9V	1.33A	CB. GS. CE
		EPAS-101WE-12	12V	1A	CB. GS. CE
		EPAS-101WE-15	15V	0.8A	CB. GS. CE
		EPAS-101WE-16	16V	0.75A	CB. GS. CE
		EPAS-101WE-18	18V	0.66A	CB. GS. CE
	Input Voltage: 100-240V	EPAS-101WE-20	20V	0.6A	CB. GS. CE
	Case Size: 63.5mmx43.6mmx31.5mm	EPAS-101WE-24	24V	0.5A	CB. GS. CE


10W	EPAS-101W-XX	MODEL	OUTPUT		SAFETY
		EPAS-101W-3.3	3.3V	2A	UL. CUL. T-MARK
		EPAS-101W-05	5V	2A	UL. CUL. T-MARK
		EPAS-101W-06	6V	2A	UL. CUL. T-MARK
		EPAS-101W-09	9V	1.33A	UL. CUL. T-MARK
		EPAS-101W-12	12V	1A	UL. CUL. T-MARK
		EPAS-101W-15	15V	0.8A	UL. CUL. T-MARK
		EPAS-101W-16	16V	0.75A	UL. CUL.
		EPAS-101W-18	18V	0.67A	UL. CUL.
	Input Voltage: 100-240V Case Size: 60mmx44mmx25mm	EPAS-101W-20	20V	0.6A	UL. CUL.
		EPAS-101W-24	24V	0.5A	UL. CUL.


10W	EPA-101MU-XX	MODEL	OUTPUT		SAFETY
		EPA-101MU-05A	5V	2.5A	UL.CUL. T-MARK
		EPA-101MU-05B	5V	2A	UL. CUL. CCIB
		EPA-101M-06	6V	1.65A	UL. CUL.
		EPA-101M-07A	7.5V	1.33A	UL. CUL.
		EPA-101M-09	9V	1.2A	UL. CUL.
		EPA-101M-10A	10V	1A	UL. CUL.
		EPA-101M-12	12V	1A	UL. CUL.
	Input Voltage: 100-240V	EPA-101M-15	15V	0.8A	UL. CUL.
	Case Size : 80mmx60.5mmx34mm	EPA-101M-24	24V	0.5A	


10W	EPA-101MT-XX	MODEL	OUTPUT		SAFETY
		EPA-051MT-05A	3.6V	1A	GS
		EPA-101MT-05B	5V	2.5A	GS. CE
		EPA-101MT-06	6V	1.66A	GS. CE
		EPA-101MT-07	7V	1.3A	CE
		EPA-101MT-07A	7.5V	1.3A	CE
		EPA-101MT-09	9V	1.1A	CE
		EPA-101MT-10	10V	1A	CE
		EPA-101MT-12	12V	1A	CE
		Input Voltage: 100-240V	EPA-101MT-15	15V	0.8A
	Case Size : 80mmx60.5mmx34mm	EPA-101MT-24	24V	0.5A	CE


10W	EPA-101ME-XX	MODEL	OUTPUT		SAFETY	
		EPA-101ME-05B	5V	2.5A	GS. CE	
		EPA-101ME-06	6V	1.66A	GS. CE	
		EPA-101ME-07	7V	1.3A	CE	
		EPA-101ME-07A	7.5V	1.3A	CE	
		EPA-101ME-09	9V	1.1A	CE	
		EPA-101ME-10	10V	1A	CE	
		EPA-101ME-12	12V	1A	CE	
		Input Voltage: 100-240V	EPA-101ME-15	15V	0.8A	CE
		Case Size : 80mmx60.5mmx34mm	EPA-101ME-24	24V	0.5A	CE


12W	EPA-121W-XX	MODEL	OUTPUT		SAFETY
		EPA-121W-05	5V	2.5A	T-MARK
		EPA-121W-06	6V	2A	T-MARK
		EPA-121W-07	7V	1.75A	T-MARK
		EPA-121W-09	9V	1.33A	T-MARK
		EPA-121W-10	10V	1.2A	T-MARK
		EPA-121W-12	12V	1A	T-MARK
		EPA-121W-15	15V	0.8A	T-MARK
		EPA-121W-16	16V	0.75A	
		EPA-121W-18	18V	0.67A	
	Input Voltage: 100-240V	EPA-121W-20	20V	0.6A	
	Case Size : 80mmx50mmx29.5mm	EPA-121W-24	24V	0.5A	


15W	EPA-151W-XX	MODEL	OUTPUT		SAFETY
		EPA-151W-05	5V	3A	UL. CUL
		EPA-151W-06	6V	2A	UL. CUL
		EPA-151W-07	7V	2.14A	UL. CUL
		EPA-151W-09	9V	1.66A	UL. CUL
		EPA-151W-10	10V	1.5A	UL. CUL
		EPA-151W-12	12V	1.25A	UL. CUL
		EPA-151W-12A	12V	1.66A	UL. CUL
		EPA-151W-15	15V	1A	UL. CUL
		EPA-151W-16	16V	0.93A	UL. CUL
	EPA-151W-18	18V	0.83A	UL. CUL	
	Input Voltage: 100-240V	EPA-151W-20	20V	0.75A	UL. CUL
	Case Size : 90mmx58mmx28mm	EPA-151W-24	24V	0.62A	UL. CUL


15W	EPA-151WU-XX	MODEL	OUTPUT		SAFETY
		EPA-101WU-05	5V	2A	T-MARK
		EPA-101WU-06	6V	2A	T-MARK
		EPA-101WU-07	7V	1.3A	T-MARK
		EPA-151WU-09	9V	1.66A	T-MARK
		EPA-151WU-10	10V	1.5A	T-MARK
		EPA-151WU-12	12V	1.25A	T-MARK
		EPA-151WU-15	15V	1A	T-MARK
		EPA-151WU-16	16V	0.9A	
		EPA-151WU-18	18V	0.83A	
	Input Voltage: 100-125V	EPA-151WU-20	20V	0.75A	
	Case Size : 74mmx52mmx40.5mm	EPA-151WU-24	24V	0.62A	


15W	EPA-151WT-XX	MODEL	OUTPUT		SAFETY
		EPA-101WT-05B	5V	2A	GS. CE
		EPA-101WT-06	6V	1.66A	GS. CE
		EPA-101WT-07	7V	1.43A	GS. CE
		EPA-151WT-09	9V	1.66A	GS. CE
		EPA-151WT-10	10V	1.5A	
		EPA-151WT-12	12V	1.25A	GS. CE
		EPA-151WT-15	15V	1A	CE
		EPA-151WT-16	16V	0.9A	CE
		EPA-151WT-18	18V	0.83A	CE
	Input Voltage: 200-240V	EPA-151WT-20	20V	0.75A	CE
	Case Size : 74mmx52mmx40.5mm	EPA-151WT-24	24V	0.62A	CE


15W	EPA-151WE-XX	MODEL	OUTPUT		SAFETY
		EPA-101WE-05B	5V	2A	GS. CE
		EPA-101WE-06	6V	1.66A	GS. CE
		EPA-101WE-07	7V	1.43A	GS. CE
		EPA-151WE-09	9V	1.66A	GS. CE
		EPA-151WE-10	10V	1.5A	
		EPA-151WE-12	12V	1.25A	GS. CE
		EPA-151WE-15	15V	1A	CE
		EPA-151WE-16	16V	0.9A	CE
		EPA-151WE-18	18V	0.83A	CE
	Input Voltage: 200-240V	EPA-151WE-20	20V	0.75A	CE
	Case Size : 74mmx52mmx40.5mm	EPA-151WE-24	24V	0.62A	CE


30W	EPA-301W-XX	MODEL	OUTPUT		SAFETY
		EPA-301W-05	5V	4A	
		EPA-301W-06	6V	4A	
		EPA-301W-07	7V	3.3A	
		EPA-301W-09	9V	3.3A	
		EPA-301W-10	10V	3A	
		EPA-301W-12	12V	2.5A	
		EPA-301W-15	15V	2A	
		EPA-301W-16.5	16V	1.8A	UL. CUL
		EPA-301W-18	18V	1.65A	
	Input Voltage: 100-240V	EPA-301W-20	20V	1.5A	
	Case Size : 90mmx58mmx28mm	EPA-301W-24	24V	1.25A	


12W	EPA-121DA-XX	MODEL	OUTPUT		SAFETY
		EPA-121DA-05	5V	2.5A	TICK. BSMI. DFT. PSB
		EPA-121DA-06	6V	2A	UL. CUL. GS. CE. T-MARK. CB
		EPA-121DA-07	7V	1.75A	DFT C-TICK. KOREA. CCEE. CCIB.
		EPA-121DA-09	9V	1.33A	UL. CUL. GS. CE. T-MARK. CB
		EPA-121DA-10	10V	1.2A	UL. CUL. GS. CE. T-MARK. CB
		EPA-121DA-12	12V	1A	UL. CUL. GS. CE. T-MARK. CB
		EPA-121DA-15	15V	0.8A	UL. CUL. GS. CE. T-MARK. CB
		EPA-121DA-16	16V	0.75A	UL. CUL. GS. CE. CB
		EPA-121DA-18	18V	0.67A	UL. CUL. GS. CE. CB
	Input Voltage: 100-240V	EPA-121DA-20	20V	0.6A	UL. CUL. GS. CE. CB
	Case Size : 74mmx46mmx25.5mm	EPA-121DA-24	24V	0.5A	UL. CUL. GS. CE. CB


15W	EPA-151DA-XX	MODEL	OUTPUT		SAFETY
		EPA-151DA-05	5V	3A	UL. CUL. GS. CE. T-MARK. SAA. CB
		EPA-151DA-06	6V	2.5A	UL. CUL. CE. T-MARK
		EPA-151DA-07	7V	2.1A	UL. CUL. CE. T-MARK
		EPA-151DA-09	9V	1.66A	UL. CUL. GS. CE. T-MARK
		EPA-151DA-10	10V	1.5A	UL. CUL. CE. T-MARK
		EPA-151DA-12	12V	1.25A	UL. CUL. GS. CE. T-MARK
		EPA-151DA-15	15V	1A	UL. CUL. GS. CE. T-MARK
		EPA-151DA-16	16V	0.9A	UL. CUL. CE
		EPA-151DA-18	18V	0.83A	UL. CUL. CE
	Input Voltage: 100-240V	EPA-151DA-20	20V	0.75A	UL. CUL. CE
	Case Size : 90mmx58mmx28mm	EPA-151DA-24	24V	0.62A	UL. CUL. CE


20W	EPA-201DA-XX	MODEL	OUTPUT		SAFETY
		EPA-201DA-05	5V	4A	UL. CUL. GS. CE. T-MARK. CB
		EPA-201DA-06	6V	3.3A	UL. CUL. GS. CE. T-MARK. CB
		EPA-201DA-07	7V	2.85A	UL. CUL. GS. CE. T-MARK. CB
		EPA-201DA-09	9V	2.2A	UL. CUL. GS. CE. T-MARK. CB
		EPA-201DA-10	10V	2.0A	UL. CUL. GS. CE. T-MARK. CB
		EPA-201DA-12	12V	1.66A	UL. CUL. GS. CE. T-MARK. CB. PSB
		EPA-241DA-12	12V	2A	UL. CUL. GS. CE. T-MARK. CB. PSB
		EPA-201DA-15	15V	1.33A	UL. CUL. GS. CE. T-MARK. CB. PSB
		EPA-201DA-16	16V	1.25A	UL. CUL. GS. CE. CB
		EPA-201DA-18	18V	1.1A	UL. CUL. GS. CE. CB
	Input Voltage: 100-240V	EPA-201DA-20	20V	1A	UL. CUL. GS. CE. CB
	Case Size : 110mmx60xmmx34mm	EPA-201DA-24	24V	0.83A	UL. CUL. GS. CE. CB


20W	EPA-201D-XX	MODEL	OUTPUT		SAFETY
		EPA-201D-05	5V	4A	UL. CUL. GS. CE. T-MARK. CB
		EPA-201D-06	6V	3.3A	UL. CUL. GS. CE. T-MARK. CB
		EPA-201D-07	7V	2.85A	UL. CUL. GS. CE. T-MARK. CB
		EPA-201D-09	9V	2.2A	UL. CUL. GS. CE. T-MARK. CB
		EPA-201D-10	10V	2.0A	UL. CUL. GS. CE. T-MARK. CB
		EPA-201D-12	12V	1.66A	UL. CUL. GS. CE. T-MARK. CB
		EPA-241D-12	12V	2A	UL. CUL. GS. CE. T-MARK. CB
		EPA-201D-15	15V	1.33A	UL. CUL. GS. CE. T-MARK. CB
		EPA-201D-16	16V	1.25A	UL. CUL. GS. CE. CB
		EPA-201D-18	18V	1.1A	UL. CUL. GS. CE. CB
	Input Voltage: 100-240V	EPA-201D-20	20V	1A	UL. CUL. GS. CE. CB
	Case Size : 110mmx60xmmx34mm	EPA-201D-24	24V	0.83A	UL. CUL. GS. CE. CB


20W	EPA-20XD-XX	MODEL	OUTPUT		SAFETY	
		EPA-203D-1	5V	2A	UL. CUL. T-MARK. GS. CE. CB. FCC. CCEE. CCIB	
			12V	1A		
			-12V	0.2A		
		EPA-203D-1A		5V	2A	UL. CUL. C-Tick. T-MARK. GS. CE. CB. FCC. CCEE. CCIB. PSB
				12V	0.2A	
				-12V	0.2A	
		EPA-202D-1		5V	2A	UL. CUL. C-Tick. T-MARK. GS. CE. CB
				12V	1.5A	
		EPA-202D-1A		5V	1.5A	UL. CUL. C-Tick. T-MARK. GS. CE. CB
				12V	1.5A	
EPA-202D-2		5V	2.5A	UL. CUL. C-Tick. T-MARK. GS. CE. CB		
		12V	0.8A			
EPA-202D-2A		5V	2.5A	UL. CUL. C-Tick. T-MARK. GS. CE. CB		
		12V	0.5A			
Input Voltage: 100-240V			3.3V	2A		
Case Size : 110mmx60xmmx34mm	EPA-202D-1D		7V	0.35A	UL. CUL	

24W	EPA-241DAN-XX	MODEL	OUTPUT		SAFETY
		EPA-241DAN-7	7V	3.4A	UL. CUL. GS. CE. T-MARK. CB
		EPA-241DAN-8	8V	3A	UL. CUL. GS. CE. T-MARK. CB
		EPA-241DAN-9	9V	2.6A	UL. CUL. GS. CE. T-MARK. CB
		EPA-241DAN-10	10V	2.4A	UL. CUL. GS. CE. T-MARK. CB
		EPA-241DAN-12	12V	2A	UL. CUL. GS. CE. T-MARK. CB
		EPA-241DAN-15	15V	1.6A	UL. CUL. GS. CE. T-MARK. CB
		EPA-241DAN-16	16V	1.5A	UL. CUL. GS. CE. CB
		EPA-241DAN-18	18V	1.33A	UL. CUL. GS. CE. CB
		EPA-241DAN-19	19V	1.27A	UL. CUL. GS. CE. CB
		EPA-241DAN-20	20V	1.2A	UL. CUL. GS. CE. CB
Input Voltage: 100-240V	EPA-241DAN-22		22V	1.1A	UL. CUL. GS. CE. CB
Case Size : 98mmx50xmmx28mm	EPA-241DAN-24		24V	1A	UL. CUL. GS. CE. CB

24W	EPA-241DN-XX	MODEL	OUTPUT		SAFETY
		EPA-241DN-7	7V	3.4A	UL. CUL. GS. CE. T-MARK. CB
		EPA-241DN-8	8V	3A	UL. CUL. GS. CE. T-MARK. CB
		EPA-241DN-9	9V	2.6A	UL. CUL. GS. CE. T-MARK. CB
		EPA-241DN-10	10V	2.4A	UL. CUL. GS. CE. T-MARK. CB
		EPA-241DN-12	12V	2.A	UL. CUL. GS. CE. T-MARK. CB
		EPA-241DN-15	15V	1.6A	UL. CUL. GS. CE. T-MARK. CB
		EPA-241DN-16	16V	1.5A	UL. CUL. GS. CE. CB
		EPA-241DN-18	18V	1.33A	UL. CUL. GS. CE. CB
		EPA-241DN-19	19V	1.27A	UL. CUL. GS. CE. CB
		EPA-241DN-20	20V	1.2A	UL. CUL. GS. CE. CB
	Input Voltage: 100-240V	EPA-241DN-22	22V	1.1A	UL. CUL. GS. CE. CB
	Case Size : 98mmx50xmmx28mm	EPA-241DN-24	24V	1A	UL. CUL. GS. CE. CB

30W	EPA-301DAN-XX	MODEL	OUTPUT		SAFETY
		EPA-301DAN-5	5V	4.5A	UL. CUL. GS. CE. T-MARK. CB
		EPA-301DAN-6	6V	4.5A	UL. CUL. GS. CE. T-MARK. CB
		EPA-301DAN-7	7V	4.2A	UL. CUL. GS. CE. T-MARK. CB
		EPA-301DAN-8	8V	3.6A	UL. CUL. GS. CE. T-MARK. CB
		EPA-301DAN-9	9V	3.3A	UL. CUL. GS. CE. T-MARK. CB
		EPA-301DAN-10	10V	3A	UL. CUL. GS. CE. T-MARK. CB
		EPA-301DAN-12	12V	2.5A	UL. CUL. GS. CE. T-MARK. CB
		EPA-301DAN-15	15V	2A	UL. CUL. GS. CE. T-MARK. CB
		EPA-301DAN-16	16V	1.9A	UL. CUL. GS. CE. CB
		EPA-301DAN-18	18V	1.7A	UL. CUL. GS. CE. CB
	EPA-301DAN-19	19V	1.6A	UL. CUL. GS. CE. CB	
	EPA-301DAN-20	20V	1.5A	UL. CUL. GS. CE. CB	
	Input Voltage: 100-240V	EPA-301DAN-22	22V	1.4A	UL. CUL. GS. CE. CB
	Case Size : 98mmx50xmmx28mm	EPA-301DAN-24	24V	1.25A	UL. CUL. GS. CE. CB

30W	EPA-301DN-XX	MODEL	OUTPUT		SAFETY
		EPA-301DN-5	5V	4.5A	UL. CUL. GS. CE. T-MARK. CB
		EPA-301DN-6	6V	4.5A	UL. CUL. GS. CE. T-MARK. CB
		EPA-301DN-7	7V	4.2A	UL. CUL. GS. CE. T-MARK. CB
		EPA-301DN-8	8V	3.6A	UL. CUL. GS. CE. T-MARK. CB
		EPA-301DN-9	9V	3.3A	UL. CUL. GS. CE. T-MARK. CB
		EPA-301DN-10	10V	3A	UL. CUL. GS. CE. T-MARK. CB
		EPA-301DN-12	12V	2.5A	UL. CUL. GS. CE. T-MARK. CB
		EPA-301DN-15	15V	2A	UL. CUL. GS. CE. T-MARK. CB
		EPA-301DN-16	16V	1.9A	UL. CUL. GS. CE. CB
		EPA-301DN-18	18V	1.7A	UL. CUL. GS. CE. CB
		EPA-301DN-19	19V	1.6A	UL. CUL. GS. CE. CB
	EPA-301DN-20	20V	1.5A	UL. CUL. GS. CE. CB	
	Input Voltage: 100-240V	EPA-301DN-22	22V	1.4A	UL. CUL. GS. CE. CB
	Case Size : 98mmx50mmx28mm	EPA-301DN-24	24V	1.25A	UL. CUL. GS. CE. CB

30W	30WEAD-XX	MODEL	OUTPUT		SAFETY	
		30WEAD	5V	4A	UL. CUL. GS. CE	
			12V	0.6A	UL. CUL. GS. CE	
			-12V	0.2A	UL. CUL. GS. CE	
			30WEAD-01	5V	3.6A	UL. CUL. GS. CE
			30WEAD-02	12V	1A	UL. CUL. GS. CE
			30WEAD-03	5V	5A	UL. CUL. GS. CE
			30WEAD-04	12V	2.5A	UL. CUL. GS. CE
			30WEAD-05	15V	2A	UL. CUL. GS. CE
	Input Voltage: 100-240V	30WEAD-06	24V	1.25A	UL. CUL. GS. CE	
	Case Size : 141mmx71mmx39.5mm	30WEAD-06	9V	3.3A	UL. CUL. GS. CE	